



Strip-till Considerations in Oklahoma

Chad Godsey

Assistant Professor, Extension Cropping Systems Specialist

Rick Kochenower

Extension Agronomy Specialist

Randy Taylor

Assistant Professor, Extension Agricultural Engineer

Oklahoma Cooperative Extension Fact Sheets
are also available on our website at:
<http://osufacts.okstate.edu>

Introduction

Conservation tillage practices are used throughout the southern Great Plains to reduce soil erosion and conserve soil moisture. Conservation tillage maintains residue at the surface. Increased surface residue provides insulation, reduces average soil temperatures, and prevents evaporative losses of soil moisture when compared to bare soils. The reduction in soil temperature can cause problems with some spring planted crops such as corn. For example, spring time soil temperatures and wet soil moisture conditions can delay or hinder crop germination in no-till systems that have a large amount of surface residue. Soil temperature has significant effects on plant growth and metabolic functions. Strip-tillage is one potential solution to address cool soil temperatures during spring planting. Strip-tillage is the removal of mulch/residue in the seed row to encourage more rapid spring warming of bare soil. Strip-till machines usually consist of a coultter followed by a knife/ shank that penetrates 4 to 8 inches below the soil surface. Discs are set behind the knife/shank to close the gap left by the knife and build a small berm. Some strip-till machines have roller baskets on the back to help level the tilled zone.

Benefits of Strip-till

- soil conservation.
- increased soil temperature.
- fertility management.

Strip-till provides the benefits of both no-till and conventional till systems. Maintaining inter-row residue will maintain no-tillage advantages, such as reduced evaporation of soil moisture, while increasing soil temperature in the seed row. Figure 1 illustrates the difference that is often observed in early spring between soil temperatures in strip-till and no-till systems. In 2003, research at Manhattan, KS showed strip-till was 4.9°F warmer on average than no-till. Soil temperature is especially important when planting early in the spring when air temperatures often get very cool at night. In Oklahoma, producers planting corn early in heavy residue conditions may see a yield response to strip-till.

Another potential benefit of strip-till is increased options for N management. With strip-till, relatively large amounts of N fertilizer can be placed below the soil (6 to 8 inches) surface

prior to planting without fear of salt injury. With fertilizer attachments on a no-till planter, you are limited to how much N can be applied by the distance from the seed the fertilizer is placed. Typically, N application rates at planting do not exceed 50 lbs N per acre. Other nutrients such as phosphorus and potassium can be placed deep as well, but deep placement of these nutrients will not guarantee a grain yield response compared to shallow placement of nutrients.

Moisture Considerations

Strip-till does conserve more soil moisture compared to conventional tillage systems. However in some cases, strip-till may reduce soil moisture compared to no-till. This is especially important in western Oklahoma where soil moisture is limited and strip-till allows the seed bed to dry out more quickly than a no-till seed bed, which has the residue still intact. The reduction in soil moisture may last throughout the growing season and reduce yields as it has done on a study at the Oklahoma Panhandle Research and Extension Center (OPREC) at Goodwell, OK (Figure 2).

Some of the difference in grain yield for 2006 can be attributed to a delay in maturation of the grain sorghum due to drought stress. The conventional tillage and strip-till plots exhibited drought stress for approximately 2 weeks during the growing season in 2007. This drought stress resulted in delayed head emergence and grain fill, which resulted in reduced test weight (Table 1).

In dry years, such as 2006, strip-till may not be advantageous when compared to no-till due to soil moisture loss in the tilled strip. However, strip-till may still have benefits depending on the cropping system. Breaking up a plow pan layer is possible with strip-till. The breaking up of the plow pan with strip till and the ability to use anhydrous ammonia as N source in a lower yielding environment may make strip-till more economical than no-till.

Timing of strip-till

Timing of strip-tillage does not have a large impact on strip-till success. However, a few considerations should be made, such as soil moisture conditions and time of year. If soil moisture conditions are dry, you may want to forgo strip-till since tillage in the row will only make the seed bed drier. Also, if soils are wet, you may want to delay strip-till because of seed bed roughness. Remember, you are creating the seedbed you will plant into later. In parts of western Oklahoma, strip-till in the fall may be beneficial in order to replenish soil moisture

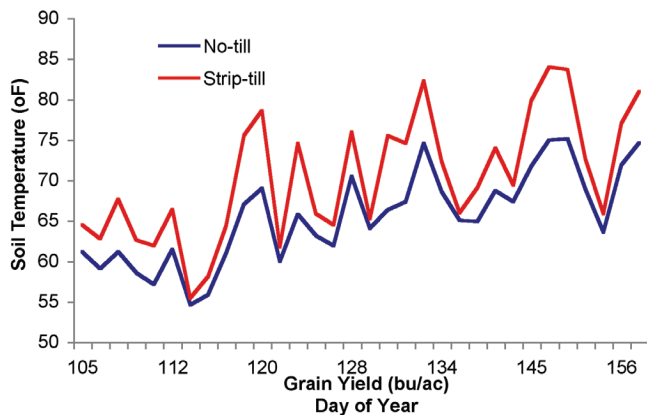


Figure 1. Soil temperature at 2 inches (seeding depth) in the row in strip-till and no-till treatments.

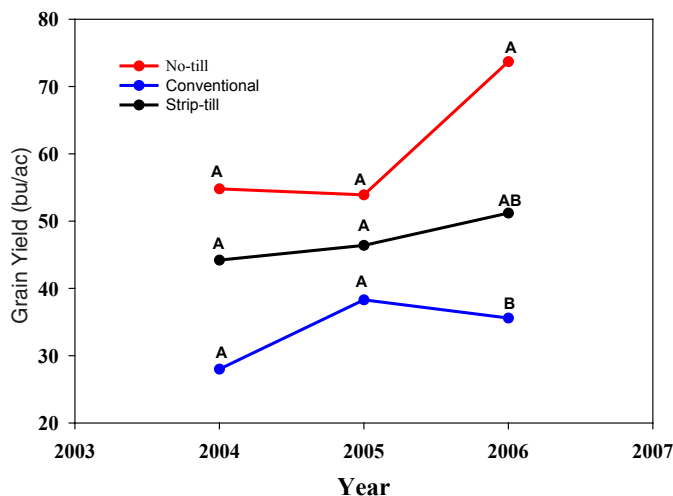


Figure 2. Grain sorghum yields (bu/ac) from three tillage practices at the Oklahoma Panhandle Research and Extension Center strip-till experiment. Yields with same letters are not significantly different at 0.05 level.

Table 1. Test weight of grain sorghum (lb/bu) for dry-land tillage and crop rotation study at Oklahoma Panhandle Research and Extension Center.

Tillage	2004	2005	2006	Three-year
No-till	56.5	57.8	56.8	57.0
Strip-till	56.7	57.0	52.9	55.5
Minimum till	55.8	56.9	49.6	54.1
Mean	56.3	57.2	53.1	55.6
CV %	0.8	1.6	4.2	3.7
L.S.D.	NS	NS	5.0	2.0

in the seeding zone compared to strip-till a few days prior to planting. Some individuals may find strip-till and planting in one operation to fit the best. The benefit of this is that all field work can be done in one operation.

Placement of Seed in Strip (Driving Accuracy)

As outlined previously, one of the primary purposes of strip tillage is to create a tilled strip in which seed will be planted. Thus there is a desire to stay on this tilled strip when planting. Success of this system depends on the ability to plant directly on top of the tilled strip where the fertilizer was placed. There are two interrelated items to consider: matching rows on the strip till implement; and planter and driving accuracy. If the implement widths match, any errors in the guess row will have less effect on planting in the strip. If they do not match, driving accuracy must be sufficient to avoid missing the strip with the planter. Conversely, if driving accuracy has minimal error, matching rows is not as important. Driving accuracy includes being able to return to the same path and minimizing overlap or skip. Returning to the strip is relatively simple when the strip is still visible. However, if enough time passes between when strips are made and planting, the tilled strips may not be as visible.

Though strip tillage can be successful without GPS based guidance, this is one instance where this technology can be beneficial. GPS guidance systems allow the operator to minimize driving error and return to the previous paths created by strip tillage. The increased popularity of GPS guidance has allowed farmers to apply fertilizer and till strips in the fall and return to those same strips in the spring to plant even when the strips are not visible. Farmers are typically using real-time kinematic (RTK) auto guidance systems for strip tillage applications (Figure 3). These systems are the most expensive and offer pass-to-pass accuracies of about 1 inch. The least expensive guidance systems with single frequency and WAAS differential corrections have pass-to-pass accuracies of 8 to 10 inches and will likely not provide sufficient accuracy and precision for strip tillage applications. However, dual frequency GPS receivers with pass-to-pass accuracies of about 4 inches may provide sufficient accuracy for strip



Figure 3. Strip tillage with RTK guidance in NE Oklahoma. Three 4-row strips were applied for planting with a 12-row planter.

tillage. The operator may need to use the 'shift track' feature periodically to make sure the planter stays near the center of the strip. Researchers at Purdue University evaluated GPS auto guidance on a simulated 1,800 acre corn-soybean farm in the Corn Belt. Their analysis and assumptions found DGPS auto guidance was more profitable than light bar guidance and RTK auto guidance when expanding acreage beyond 1,800 acres or controlling traffic on the 1,800 acre farm.

The underlying assumption to driving accuracy in strip tillage is that yield will decrease as you plant further from

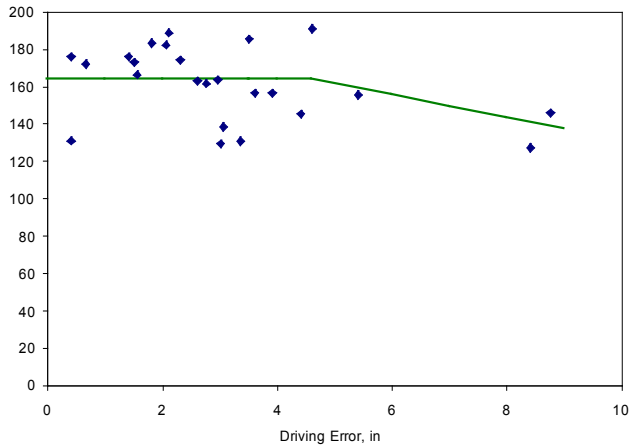


Figure 4. Grain yield versus driving error for irrigated corn at the Oklahoma Panhandle Research and Extension Center for the 2007 production year.



Figure 5. This illustrates strip-till into last years corn residue.



Figure 6. Applying anhydrous ammonia with strip-till implement in the early spring.

center of the strip. Research in Oklahoma has found some potential benefits of precision planting. Figure 4 shows a graph of irrigated corn yield versus driving error for strip tillage plots at the OPREC in Goodwell. This data shows that there is no significant yield decrease until you plant 4.5 inches from the center of the strip. Since the strips were about 8 to 9 inches wide, there was no penalty until you planted outside the strip. This data shows yield loss of 6 bu/ac for every inch of driving error away from the edge of the strip.

When the planter moves off the strip, it is in a no-till environment and if it is not adjusted correctly for no-till, stands may not be as good. The data from Goodwell supports this observation. Final stands for the plots with driving errors greater than 4.5 inches were lower than those with errors less than 4.5 inches. Though this one year of data from the panhandle certainly supports a need for at least 4.5 inch driving accuracy, research in Stillwater found no yield benefit to improved driving accuracy.

Summary

Strip-till in Oklahoma can fit into many cropping systems throughout the state. The benefits of strip-till include increasing the soil temperature in the seedbed, maintaining residue cover between the rows to conserve soil moisture, and providing options for fertility management. Soil moisture conditions at the time of strip-tillage and planting will likely determine if a producer will see a benefit from strip-tilling in a no-till system. Strip-till is an excellent way of converting cropping systems from conventional till to no-till systems because strip-till provides benefits of both systems.

The Oklahoma Cooperative Extension Service

Bringing the University to You!

The Cooperative Extension Service is the largest, most successful informal educational organization in the world. It is a nationwide system funded and guided by a partnership of federal, state, and local governments that delivers information to help people help themselves through the land-grant university system.

Extension carries out programs in the broad categories of agriculture, natural resources and environment; family and consumer sciences; 4-H and other youth; and community resource development. Extension staff members live and work among the people they serve to help stimulate and educate Americans to plan ahead and cope with their problems.

Some characteristics of the Cooperative Extension system are:

- The federal, state, and local governments cooperatively share in its financial support and program direction.
- It is administered by the land-grant university as designated by the state legislature through an Extension director.
- Extension programs are nonpolitical, objective, and research-based information.
- It provides practical, problem-oriented education for people of all ages. It is designated to take the knowledge of the university to those persons who do not or cannot participate in the formal classroom instruction of the university.
- It utilizes research from university, government, and other sources to help people make their own decisions.
- More than a million volunteers help multiply the impact of the Extension professional staff.
- It dispenses no funds to the public.
- It is not a regulatory agency, but it does inform people of regulations and of their options in meeting them.
- Local programs are developed and carried out in full recognition of national problems and goals.
- The Extension staff educates people through personal contacts, meetings, demonstrations, and the mass media.
- Extension has the built-in flexibility to adjust its programs and subject matter to meet new needs. Activities shift from year to year as citizen groups and Extension workers close to the problems advise changes.

Oklahoma State University, in compliance with Title VI and VII of the Civil Rights Act of 1964, Executive Order 11246 as amended, Title IX of the Education Amendments of 1972, Americans with Disabilities Act of 1990, and other federal laws and regulations, does not discriminate on the basis of race, color, national origin, gender, age, religion, disability, or status as a veteran in any of its policies, practices, or procedures. This includes but is not limited to admissions, employment, financial aid, and educational services.

Issued in furtherance of Cooperative Extension work, acts of May 8 and June 30, 1914, in cooperation with the U.S. Department of Agriculture, Robert E. Whitson, Director of Cooperative Extension Service, Oklahoma State University, Stillwater, Oklahoma. This publication is printed and issued by Oklahoma State University as authorized by the Vice President, Dean, and Director of the Division of Agricultural Sciences and Natural Resources and has been prepared and distributed at a cost of \$1.35 per copy. 0408 GH